




Dear Customers,

Fenix light require some cleaning and in 99% of the “service” issues will work perfectly after cleaning. Here are areas of Fenix flashlight we suggest to clean with alcohol soaked cotton swab. The detailed pictures enclosed:





Some Fenix flashlight could not turn on, please use a forceps and insert in both of the two holes inside the tail cap and turn clock wise.



We hope that our simple instructions help you to keep your light in perfect working condition!

If you still need technical support – please e-mail us at fenixcanada@gmail.com and will help you to resolve your problem

Sincerely,

Fenix Canada Inc. Support Team